

## Power Dividers and Hybrids

0.125-18 GHz

### SMA MINIATURE STRIPLINE 90° COAXIAL MINI-HYBRIDS

- Complete Frequency Range  
125 MHz to 18 GHz
- Smallest Units Available
- Isolation to 30 dB Min. for L Band
- Rigid Construction Resists Shock  
and Vibration
- Operational to 105°C without  
Degradation (125°C Storage)

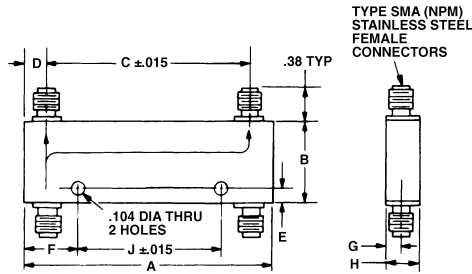


### SPECIFICATIONS

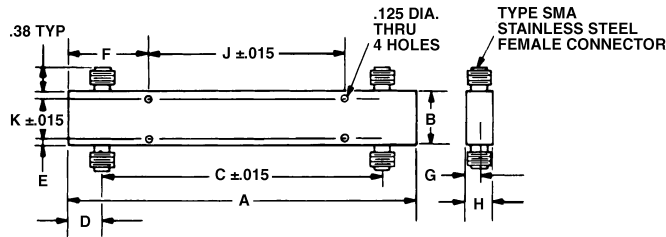
FREQUENCY RANGE GHz	MODEL	COUPLING (Nominal) dB	VSWR (Max)	ISOLATION dB (Min)	AMP BAL dB	PHASE BAL Degrees	POWER		WEIGHT	
							Avg Watts	Peak kW	Oz	Gr
0.25-0.5	4030C	3 <sup>+2</sup> <sub>-0</sub>	1.25	25	±0.6	5	50	5	3.0	85
0.5-1	4031C	3 <sup>+2</sup> <sub>-0</sub>	1.25	20	±0.6	5	50	5	1.4	40
1-2	4032C	3 <sup>+2</sup> <sub>-0</sub>	1.10	30	±0.6	5	50	5	0.70	20
2-4	4033C	3 <sup>+2</sup> <sub>-0</sub>	1.20	22	±0.6	5	50	5	0.53	16
2.6-5.2	4063	3 <sup>+3</sup> <sub>-0</sub>	1.25	20	±0.6	10	50	5	0.50	14
4-8	4034C	3 <sup>+3</sup> <sub>-0</sub>	1.25	20	±0.6	10	50	5	0.56	16
7-12.4	4035C	3 <sup>+3</sup> <sub>-0</sub>	1.30	18	±0.6	10	50	5	0.60	17
7.5-16	4065	3 <sup>+6</sup> <sub>-0</sub>	1.35	15	±0.6	10	30	5	0.70	20
12.4-18	4036C	3 <sup>+6</sup> <sub>-0</sub>	1.40	15	±0.7	10	50	5	0.70	20

# Power Dividers and Hybrids

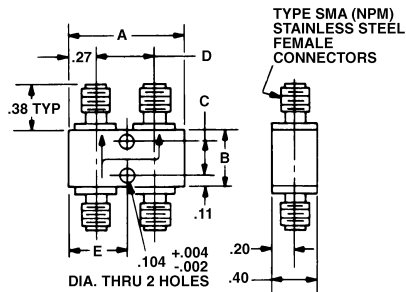
## OUTLINE DRAWINGS



MODEL NO.	MAXIMUM DIMENSIONS								
	A	B	C ±.015	D	E	F	G	H	J ±.015
4029C	3.12	2.30	2.234	.45	1.15	.18	.26	.51	2.770
4031C	3.06	.51	2.562	.25	.10	.85	.20	.39	1.375
4032C	1.77	.51	1.281	.25	.10	.64	.19	.39	.500



MODEL	MAXIMUM DIMENSIONS									
	A	B	C ±.015	D	E	F	G	H	J ±.015	K ±.015
4030C	5.80	.70	4.925	.44	.10	.91	.22	.43	4.000	.518



MODEL NO.	A	B	C ±.015	D ±.02	E
4033C	1.20	.55	.312	.66	.60
4034C	1.04	.55	.312	.50	.52
4035C	1.04	.55	.312	.50	.52
4036C	1.04	.62	.389	.50	.52
4063	1.20	.55	.312	.66	.60
4065	1.04	.62	.389	.50	.52

All dimensions are Max. unless otherwise specified.